



Line Filter

For use with VI-HAM (P/N 30205)



Features

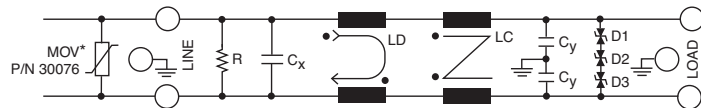
- Compatible with VI-HAM-xL and VI-HAM-xM
- RoHS compliant

Product Highlights

The VI-HAM Harmonic Attenuator Module requires an external filter to meet international standards for EMI/RFI emissions, and incorporates transient surge protection, as outlined in the specifications below.



4.6 x 2.4 x 1 in
(116,8 x 61,0 x 25,4 mm)



HAM Filter P/N 30205

$C_x = 1.5 \mu\text{F}(x2)\text{SH}$ $C_y = 0.01 \mu\text{F}$, Y2 type $LC = 6.9 \text{ mH}$ $LD = 0.72 \text{ mH}$
 $R = 235 \text{ K}\Omega$ $D1,2 = 1.5\text{KE}130\text{CA}$ $D3 = 1.5\text{KE}150\text{CA}$

*MOV required external to filter to meet normal mode transient surge requirements

Electrical Specifications

Parameter	Min	Typ	Max	Unit	Notes
Operating voltage	85		264	Vac	
Operating frequency	47		63	Hz	
Operating current (see Figure 1)			6.3	A	
Leakage current at 264 Vac, 63 Hz (Either line to earth)			1.2	mA	
Transient surge			1	kV	1.2/50 μs pulse as per EN61000-4-5 with external MOV P/N 30076
Withstand	2			joules	0 to 360° phase angle; exceeds IEC 801-5, Level B
Dielectric withstand (line – case)			1500	Vac	
Residual voltage after 1 sec.			34	V	

General Specifications

Parameter	Min	Typ	Max	Unit	Notes
Weight		16 (457)		oz (g)	
Size		2.4 x 4.6 x 1.0 6,1 x 11,7 x 2,54		in cm	
Operating temperature (see Figure 1)	-20		40	°C	
Agency approvals		UL, CSA, TÜV			

Note: The 30205 line filter is not hermetically sealed and therefore should not be subjected to post solder aqueous rinse.

Mechanical Outline and Recommended Layout Dimensions (All measurements are in inches)

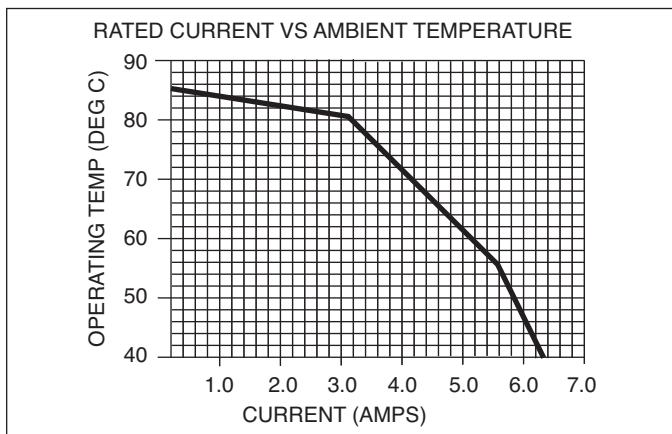
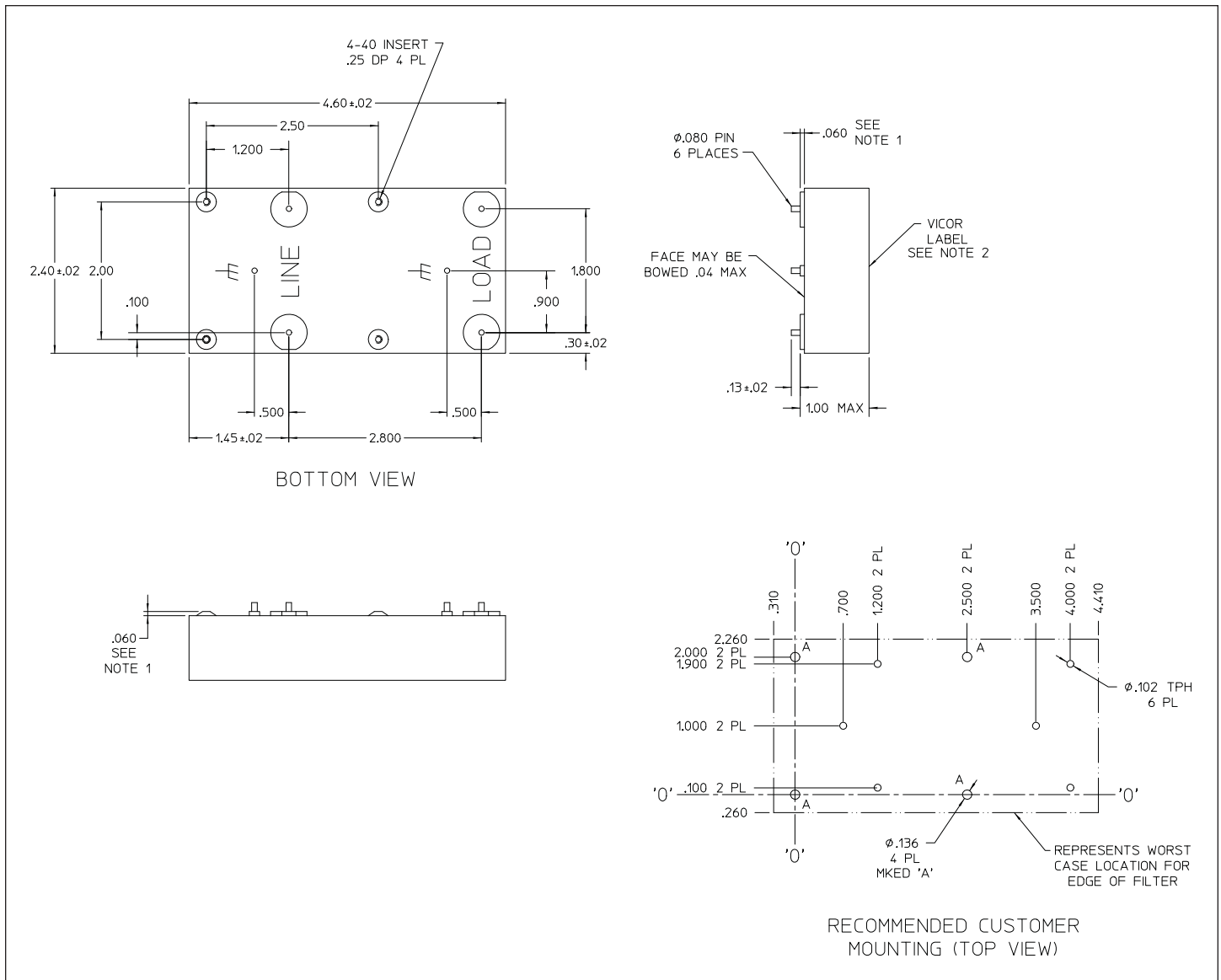


Figure 1 — Current rating vs. temperature

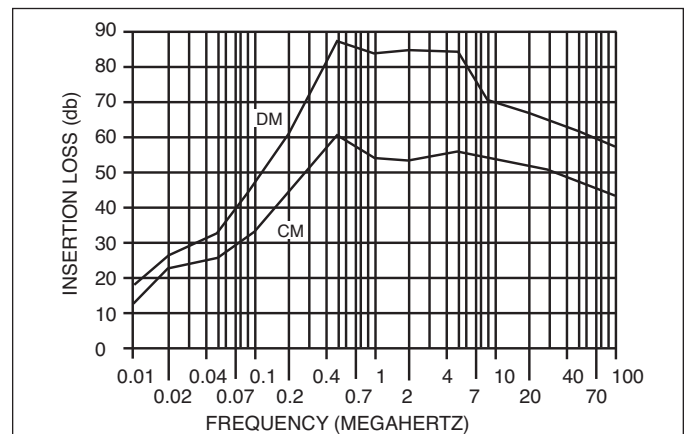


Figure 2 — Insertion loss vs. frequency